

The Iridesse Production Press brings new capabilities – and new terms – to the market. This Glossary covers the names and concepts that are key to discussing how we deliver more “wow,” more confidently.



The Leading Beyond CMYK Portfolio Positioning eLearning and Glossary available in Learning@Xerox (BEYCMYK) contains additional terms that will support discussions with customers interested in digital embellishments

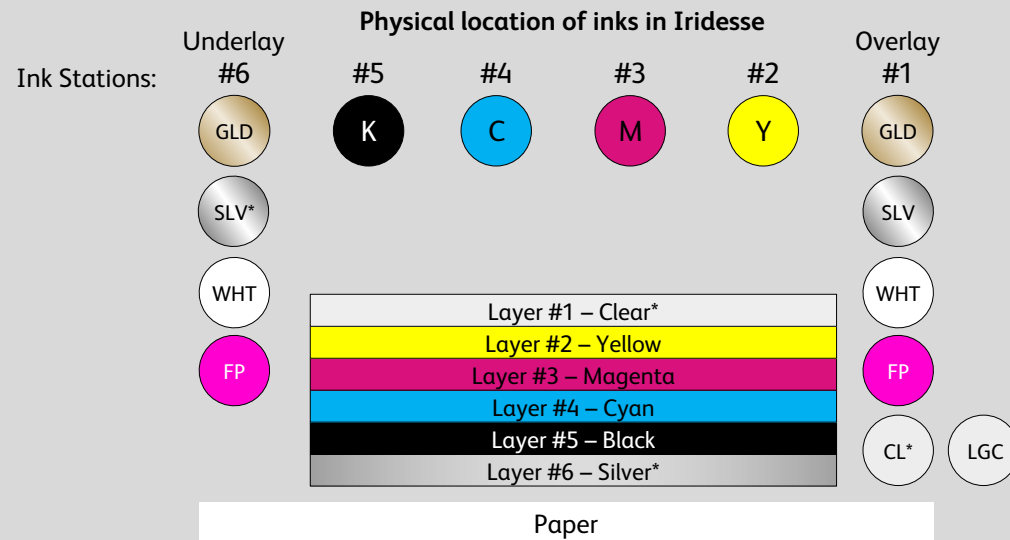
## Ink Station Numbering:

Station #1 is on the right and may contain HD EA Gold, Silver, White, Fluorescent Pink\*, Clear, or Low Gloss Clear (LGC) Specialty Dry Inks.

Station #6 is on the left and may contain HD EA Gold, Silver, White or Fluorescent Pink\* Specialty Dry Inks.

The same specialty color (Gold, Silver, White or Fluorescent Pink\*) may be loaded in both Station #1 and Station #6 to create a double hit.

\*In the illustrated example, these inks are loaded.

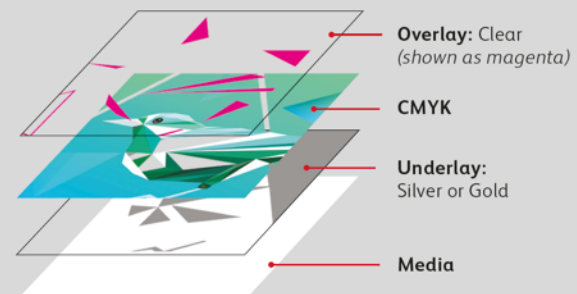


## Overlay and Underlay:

Ink in Station #1 is the Overlay and will print on top of all other colors as a spot or stamp effect.

Ink in Station #6 is the Underlay and will print under all other colors for a spot or a metallic iridescent hue effect.

\*Fluorescent Pink is available Q1 2021



## Fluorescent Pink\*, White, Clear and Spot Metallic Effects:

Solid or tint of HD EA Gold, Silver, White, Fluorescent Pink\*, or Clear Specialty Dry Ink, with no mixing or combinations with CMYK.



## Iridescent Effects:


Solids or tints of HD EA Silver or Gold Specialty Dry Ink as an Underlay with mixing of CMYK tint, producing a metallic iridescent hue.



\*Fluorescent Pink is available Q1 2021

## Color FLX Technology:

6-color printing technology in Iridesse produces White, Fluorescent Pink,\* Clear, Spot Metallic, and Iridescent effects in a single pass, at rated speed with spot-on registration.



## Embellishments:

Adding White, Fluorescent Pink\*, Clear, Spot Metallic, and Iridescent Effects to standard CMYK jobs to add 'wow', draw attention, and add value to the document.

Often, also called Enhancements to CMYK.

## EZ Swap:

Simple operator procedure, allowing for 20-minute ink housing swaps.



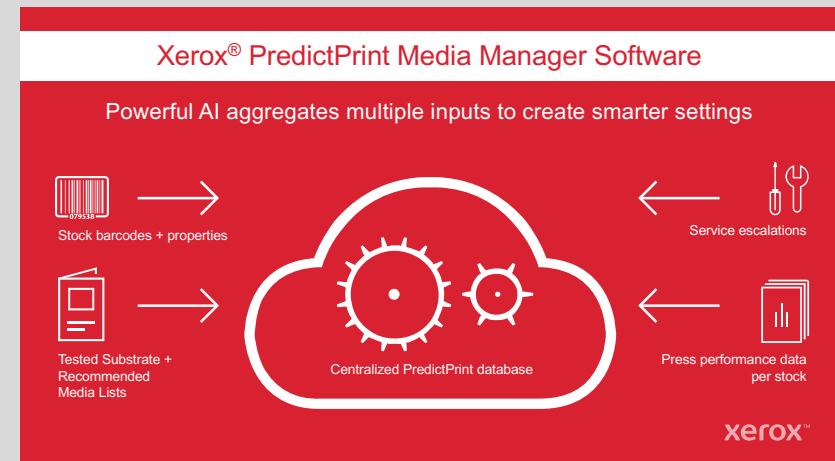
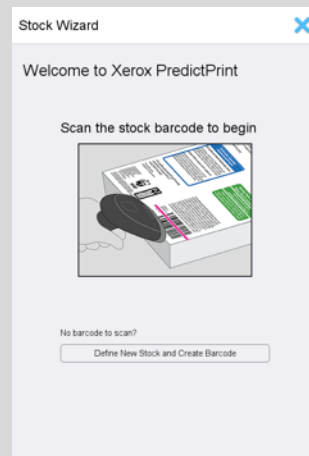
\*Fluorescent Pink is available Q1 2021

## PredictPrint Media Manager\*

PredictPrint Media Manager speeds and simplifies accurate stock definition using a Wizard-driven process backed by crowd-sourced cloud data and powerful AI.

The Wizard automates settings for paper size, type, color, coating, weight, etc. by pulling up-to-date settings information for optimal quality from a database in the cloud—eliminating the tedious work involved in defining stock attributes today.

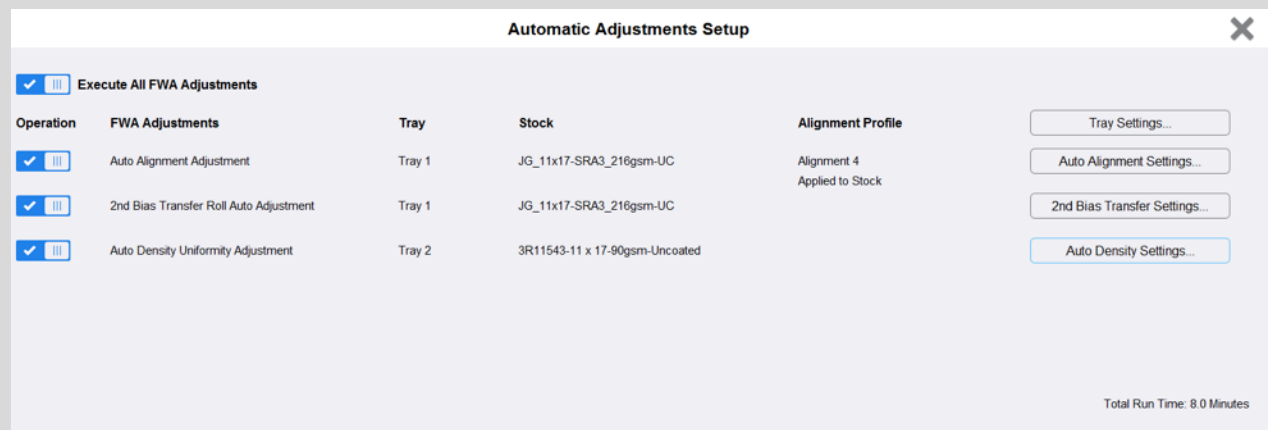
\* Optional on the Iridesse



## EZ Press Check:

Simple procedure allowing operator to batch the following routines at start of shift or job:

1. Auto Alignment Adjustment  
Stock specific adjustment
2. 2nd Bias Transfer Roll Auto Adjustment  
Stock specific adjustment
3. Auto Density Uniformity Adjustment  
System wide adjustment



## MMX – Mixed Media Xceleration:

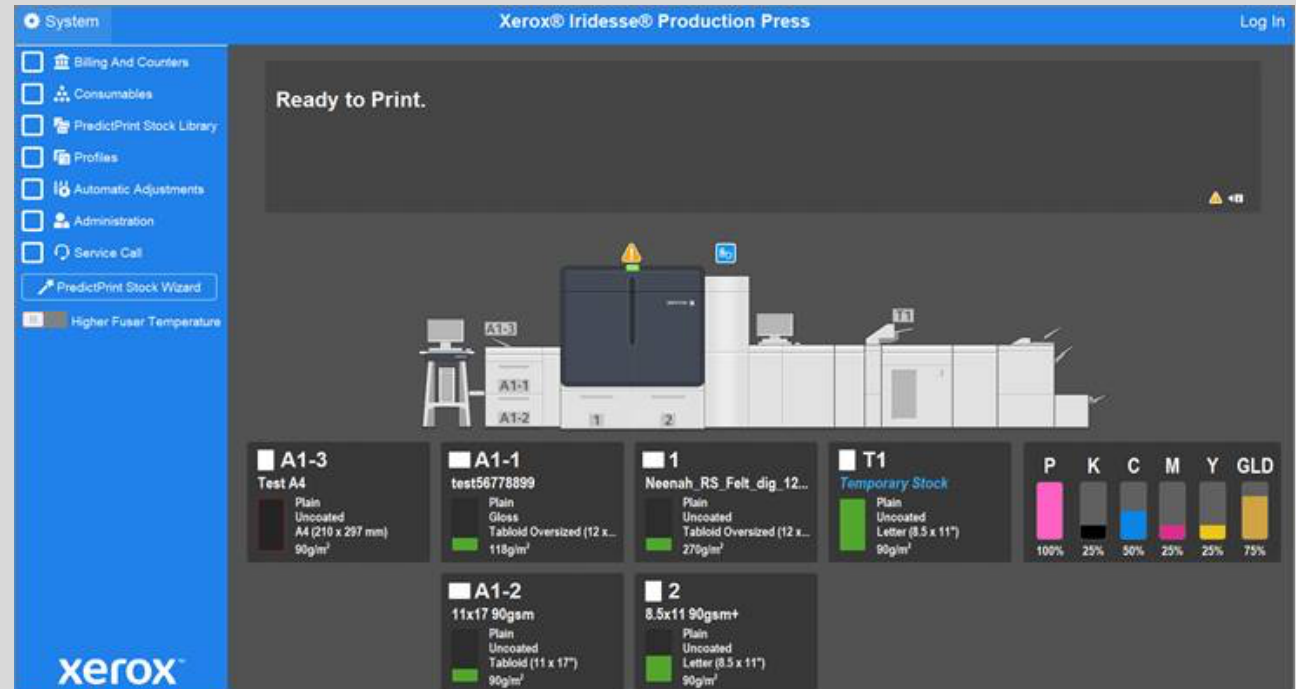
Ability of Iridesse to run mixed media jobs containing stocks with weights from 52 – 400 gsm, pulling from different trays, at the the press' rated speed of 120 ppm.

## Extra Long Sheet

Run simplex sheets up to 47.2" (1.2 m) long; auto duplex up to 28.7" (729 mm).

## Control Center:

The simple and intuitive UI for controlling press and stocks. Located on the system PC at the press.



## Media expansion on to Textured and Uncoated Stocks:

The Low Gloss Clear (LGC) SDI option extends the application reach by dramatically improving image transfer for colored, textured, and uncoated stocks.

With LGC



Without LGC



## Native Fiery IPDS data-stream option

The Xerox® EX-P 6 Print Server includes support for IPDS data streams as a licensed option for transactional customers.

**Reference the detailed ECE presentation in SMART Centre for more information.**

