


 Symbol for alternating voltage.
Indicates the type of the input voltage.


 Symbol / Wiring symbol for a fuse.
This symbol always stays along with the details of the fuse used.


IOIOI Serial interface for connection of external devices.

FSCP Interface for connection of optional components (e.g. feeder, sealer).
The abbreviation FSCP stands for Franking System Control Protocol.


 Interface for static scale connection.


 Interface for connection to a personal computer (PC).


 USB port.
Interface for connection to external USB devices.


 Interface for connection to a local computer network (LAN).


CAN-BUS The CAN bus is a serial bus system.
The abbreviation CAN stands for Controller Area Network.


 Rocker switch on / off.

 Switch position: sealing function is enabled.

 Switch position: sealing function is disabled.

 Indicates the positioning of mail pieces.

 Indicates the positioning of labels.

 Feeder: Indicates the switch position for letter jam removal.

Works Cited:

User interface symbols (overview)

The following overview shows and explains the symbols in the user interface of the PostBase One mailing system, grouped by

- standard buttons and status indications
- menu functions
- error categories.

Standard buttons and status indications



Open the Product Calculation menu (setting mailing data / postal product)



Open the Menu
(access system settings, special features, administration functions)



Batch processing with the feeder and / or label printing
Use feeder



Use label print function / metering labels



No scale available
(in the Product Calculation menu, use the 'Manual weight input' option for setting the weight manually)



Static scale is active: normal weighing mode (differential weighing = off)



Static scale is active: differential weighing mode
(differential weighing = on)



Dynamic weighing feature is used



Dynamic weighing feature is disabled



OK / Finished / Confirm / Save / Yes



Cancel / No

Works Cited:

FP. "Operator Manual." PostBase ONE Support, May 2018, download.fp-usa.com/product_docs/PostBase/PostBase-ONE/PostBaseOne_USA_BA_51-0055-3071-00_Rev01_20180524.pdf.



Continue



Back



Scroll left / right (in lists)



Scroll up / down



Edit / Change



Start label printing / automatic feeding (batch processing)



Stop label printing / automatic feeding (batch processing)

Menu functions



Download postage



Display postage download report (with print function)



Set date for the meter imprint (forward dating)



Print system



















Display print system information:
filling level of the ink cartridges / filling level of the ink tank and state of the
print heads (*PostBase One Bulk Ink*)



Print head status / remaining service life

Works Cited:

-  Clean print system
-  Align ink cartridges / print heads
-  Change ink cartridges / print heads
-  Change ink tank
-  Change ink fleece
-  Calibrate ink cartridges / print heads
-  Run remote services / synchronize with data center
-  Change account
-  Switch account function on / off,
Account administration (show / print list, set accounts to zero)
-  Special functions
-  Print advertising imprint only
-  Print incoming mail stamp
-  Feed only
(count mail pieces, prepare bulk mail for dispatch in counted stacks)
-  Seal only
-  Print numbers (consecutive numbering)
-  1-2-3
Direction of counting: ascending

Works Cited:

FP. "Operator Manual." PostBase ONE Support, May 2018, download.fp-usa.com/product_docs/PostBase/PostBase-ONE/PostBaseOne_USA_BA_51-0055-3071-00_Rev01_20180524.pdf.

3-2-1 Direction of counting: descending



Set imprint offset



Configure 'Auto postage download' feature (turn on / off, set threshold)



Display / reset piece counter



Adjust display brightness



Brighter



Default



Darker



Adjust moistening



Increase moistening of envelope flaps



Default moistening



Decrease moistening of envelope flaps



Display system information (postal serial number, software version, rate table version, ...)



Change user interface language



Display / edit connectivity settings (network connection)



Upload product data

Works Cited:



Withdraw machine



Set sound signals



Edit standby time



Configure 'Auto Off' feature / adjust 'Auto Off' time



Configure access control / set PIN



Display contact information



Change ZIP Code / Re-authorization



Set meter type:
0.00 (postage in integer cents) or 0.000 (postage in tenths of cents.)



Product after Standby



PC Software Mode



Access service mode (for service technicians only)

Works Cited:

FP. "Operator Manual." PostBase ONE Support, May 2018, download.fp-usa.com/product_docs/PostBase/PostBase-ONE/PostBaseOne_USA_BA_51-0055-3071-00_Rev01_20180524.pdf.

Error categories



General error



Cliche error



Account error



Feeder error



Print system error



Scale error



Label dispenser error



Letter transport error, jam



Security device error



Communication error with the PC *(when using the optional PC control software)*



Product calculation error



Communication error with FP infrastructure

Works Cited: