














## Overview of symbols















### Standard buttons

-  OK / Finished / Confirm / Save / Yes
-  Cancel / No
-  Continue
-  Back
-  Scroll left / right (in lists)
-  Scroll up / down
-  Edit / Change
-  Display information
-  Call up the print function

### Menu functions

-  Open the menu  
(access basic settings, special features, administration functions)
-  Postage download / Synchronise data between PostBase Mini and the data centre *(subject to country-specific regulations)*
-  Display register report (with print function)
-  Set franking date (forward dating) *(not in all countries)*


















#### Works Cited:

-  Print system
-  Display filling level of the ink cartridge
-  Clean print system
-  Align cartridge
-  Replace cartridge
-  Calibrate cartridge
-  Test Imprint, service function for checking the print system
-  Move the motor of the print system to reference position
-  Switch account function on / off,  
Account administration (show list, set accounts to zero)
-  Change account
-  Run remote services / synchronise with data centre
-  Special functions
-  Print advertising imprint only
-  **1-2-3** Print Numbers  
**3-2-1**
- 1-2-3** Direction of counting: ascending
- 3-2-1** Direction of counting: descending

Works Cited:

FP. "Operator Manual." PostBase Mini Support, June 2015,

download.fp-usa.com/product\_docs/PostBase/PostBase-mini/Manuals-documents/postbase-mini-operating-manual.pdf.

-  Auto postage download / set threshold
-  Display / clear down piece counter
-  Adjust display brightness
-  Brighter
-  Default
-  Darker
-  Display system information (postal serial number, software version, rate table version, ...)
-  Change language
-  Display / edit connectivity settings (network connection)
-  Withdraw machine (*not in all countries*)
-  Set sound signals
-  Adjust standby times
-  Configure 'Auto Off' feature / adjust 'Auto Off' time
-  Configure access control / set PIN
-  Display contact information
-  Set meter type (*not in all countries*):  
0.00 (postage in integer cents) or 0.000 (postage in tenths of cents.)
-  Change Postal Code (ZIP) / place of posting (*not in all countries*)

## Works Cited:

FP. "Operator Manual." PostBase Mini Support, June 2015,

## Error categories



General error



Printing plate error



Account error



Print system error



Scale error



Security device error



Communication error with FP infrastructure



Postage calculation error



Communication error with the PC *(only when using the optional PC control software)*



Postage warning, threshold is reached