




EDGE²



Double EDGE

High Resolution Duplex Inkjet Printer

The Double EDGE takes your print efficiency to the next level with its duplex print capability. Easily print on both sides of your media with one push of a button. This versatile and adaptable machine can also quickly and easily switch between single and double sided printing. The Double EDGE inkjet printer uses cool print technology to provide high-quality, single- and double-sided printing at a lower cost than traditional print methods. The Double EDGE printer boasts a rich 16.8 million CMYK color pallet, allowing you to print vibrant, attention-grabbing designs for your recipients. This powerhouse printer is capable of printing up to 8,000 envelopes per hour and up to 3,600 letter sized sheets per hour.



Memjet® Print Technology


Take your printing off the EDGE!

The Double EDGE offers a Memjet® print engine, which enables the full bleed capability so you can take your designs off the edge. With a print quality of up to 1600 dpi (dots per inch), your designs will always print sharp and vibrant. The print technology of the Double EDGE can handle anything you design, so your projects are only limited by your imagination.



Common applications


- Envelopes
- Postcards
- Brochures
- Trifold Brochures
- Flyers
- Posters
- Branded Documents
- Letterheads
- Letters & Invoices
- Greeting Cards
- Invitations



Optional add-ons

Catch Tray

The Double EDGE printer offers the option to add a catch tray for neat stacking of larger projects. The catch tray can be placed for single or double sided printing jobs. No matter the printing project, the flexible Double EDGE duplex printer can take it on.



Saves Money

Low cost per print so you can lower your printing costs, not your printing standards



Versatile

Able to print on a variety of media types and sizes to handle all of your projects



Vibrant Images

With up to 16.8 million colors, print vibrant designs that grab the attention of your customers



Project Flexibility

Print your media anytime you need them without having to deal with time limits or minimum orders

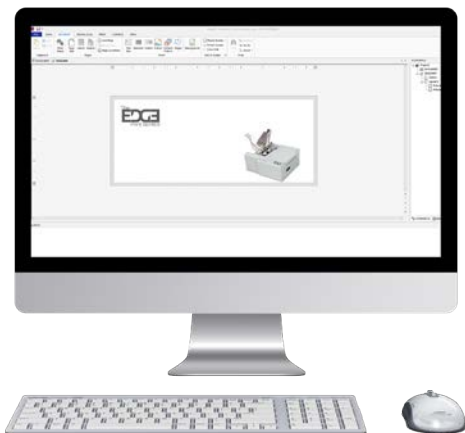


Features

Memjet® Print Engine
Up to 16.8 million CMYK colors
Prints up to 8,000 envelopes per hour
Print quality up to 1600 dpi (dots per inch)
Double sided printing capability
Full bleed printing capability
LED button control panel
Top load, bottom feeder
Prints on a variety of media sizes
Prints on glossy, matte and textured media
Prints on photo paper
Cool print technology
5 High capacity ink tanks
Easy access to printhead cartridge and ink reservoirs
USB connection to PC
Prints variable text and images
Automatic printhead maintenance
Quickly switch between single and double sided printing

FlexMail Software

The design feature in FlexMail allows you to create professional looking envelopes and flyers by adding graphics and logos. By increasing the visual appeal of your envelopes, your mailings become more engaging and encourage reader interaction.



Specifications

Speed (Envelopes)	Up to 8,000 per hour
Speed (Letter sized sheets)	Up to 3,600 per hour
Print Resolution (Maximum)	1600 x 1600 dpi
Print Engine	Memjet®
Material Thickness	0.1 mm to 0.5 mm
Print Area (with full bleed)	Up to 8.5" x 17" (banners up to 30")
Color Matrix	16.8 million CMYK colors
Duty Cycle (per month)	350,000 letter sized sheets
Dimensions (W x L x H)	21.5" x 39" x 54.5"
Weight	146 lbs.
Feeder Capacity	Up to 500 single sheets or #10 envelopes
Material Size (Hopper)	3" x 4.2" (min), 9.5" x 17" (max), manually load banners up to 30"

Requirements

EDGE Printer

Options

Catch Tray
FlexMail Software

Learn more at: www.fp-usa.com/double-edge

© 2021 FP Mailing Solutions. All Rights Reserved. TM, SM and ® denote trademarks or registered trademarks of Francotyp-Postalia, Inc. The FP™ logo and FP™ Mailing Solutions Product logos are trademarks or registered trademarks of Francotyp-Postalia, Inc.